

Biotinylated Human Integrin alpha V beta 6 (ITGAV&ITGB6) Heterodimer Protein



Cat. No. ITG-HM4V6B

Description

Source	Recombinant Biotinylated Human Integrin alpha V beta 6 (ITGAV&ITGB6) Heterodimer Protein is expressed from HEK293 with His tag and Avi tag at the C-Terminus. It contains Phe31-Val992(ITGAV) acidic tail & Gly22-Asn707(ITGB6) basic tail.
Accession	P06756-1(ITGAV)&P18564-1(ITGB6)
Molecular Weight	The protein has a predicted MW of 114 kDa (ITGAV)&79.1 kDa (ITGB6). Due to glycosylation, the protein migrates to 90-150 kDa based on Bis-Tris PAGE result.
Endotoxin	Less than 1EU per µg by the LAL method.
Purity	> 95% as determined by Bis-Tris PAGE > 95% as determined by HPLC

Formulation and Storage

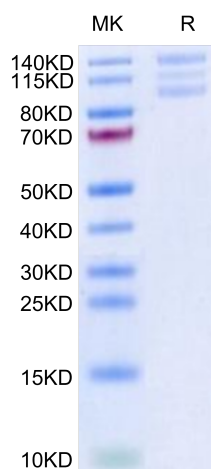
Formulation	Lyophilized from 0.22µm filtered solution in PBS (pH 7.4). Normally 8% trehalose is added as protectant before lyophilization.
Reconstitution	Centrifuge the tube before opening. Reconstituting to a concentration more than 100 µg/ml is recommended. Dissolve the lyophilized protein in distilled water.
Storage	-20 to -80°C for 12 months as supplied from date of receipt. -80°C for 3 months after reconstitution. Recommend to aliquot the protein into smaller quantities for optimal storage. Please minimize freeze-thaw cycles.

Background

ITGAV&ITGB6 is a receptor for fibronectin and cytotactin. It recognizes the sequence R-G-D in its ligands. Internalisation of integrin alpha-V/beta-6 via clathrin-mediated endocytosis promotes carcinoma cell invasion. ITGAV&ITGB6 acts as a receptor for fibrillin-1 (FBN1) and mediates R-G-D-dependent cell adhesion to FBN1.

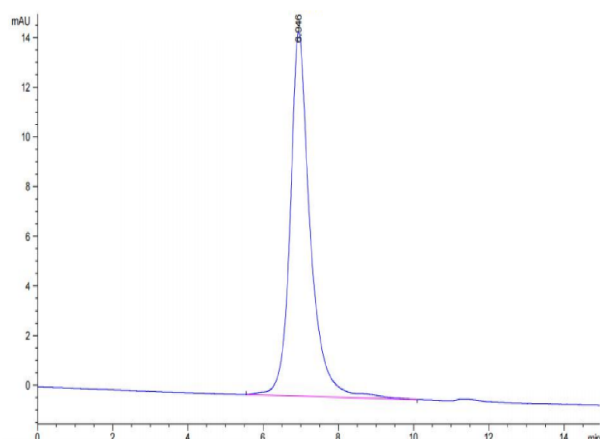
Assay Data

Bis-Tris PAGE



Biotinylated Human ITGAV&ITGB6 on Bis-Tris PAGE under reduced condition. The purity is greater than 95%.

SEC-HPLC



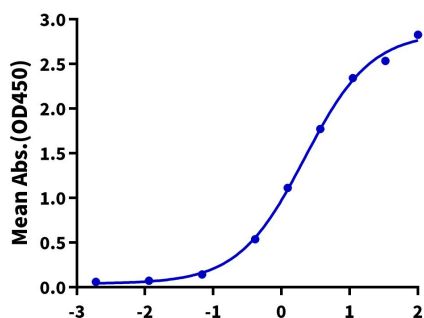
The purity of Biotinylated Human ITGAV&ITGB6 is greater than 95% as determined by SEC-HPLC.

Assay Data

ELISA Data

Biotinylated Human ITGAV&ITGB6, His Tag ELISA

0.2µg Human Latent TGF beta 1, His Tag Per Well



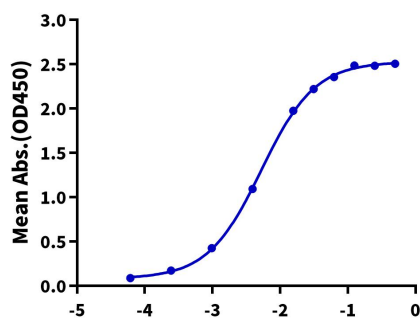
Log Biotinylated Human ITGAV&ITGB6, His Tag Conc.(µg/ml)

Immobilized Human Latent TGF beta 1, His Tag at 2µg/ml (100µl/well) on the plate. Dose response curve for Biotinylated Human ITGAV&ITGB6, His Tag with the EC50 of 2.2µg/ml determined by ELISA (QC Test).

ELISA Data

Biotinylated Human ITGAV&ITGB6, His Tag ELISA

0.2µg Biotinylated Human ITGAV&ITGB6, His Tag Per Well



Log Anti-alpha V Antibody, hFc Tag Conc.(µg/ml)

Immobilized Biotinylated Human ITGAV&ITGB6, His Tag at 2µg/ml (100µl/well) on the streptavidin precoated plate (5µg/ml). Dose response curve for Anti-alpha V Antibody, hFc Tag with the EC50 of 5.3ng/ml determined by ELISA.